



STORM*zone*

The logo is set within a rounded rectangular frame. The left half of the frame has a purple background with a white lightning bolt, and the right half has a blue background with a white globe. The text 'STORM' is in a bold, white, sans-serif font, and 'zone' is in a white, italicized, sans-serif font. Below the frame, the text 'STORMzone' is faintly visible as a reflection.


ABOUT STORMZONE

- School-Based Multidisciplinary Education Program
 - Science
 - Social Studies
 - Emergency Preparedness
 - The Role of Emergency Management
 - Volunteerism
- Middle and High Schools



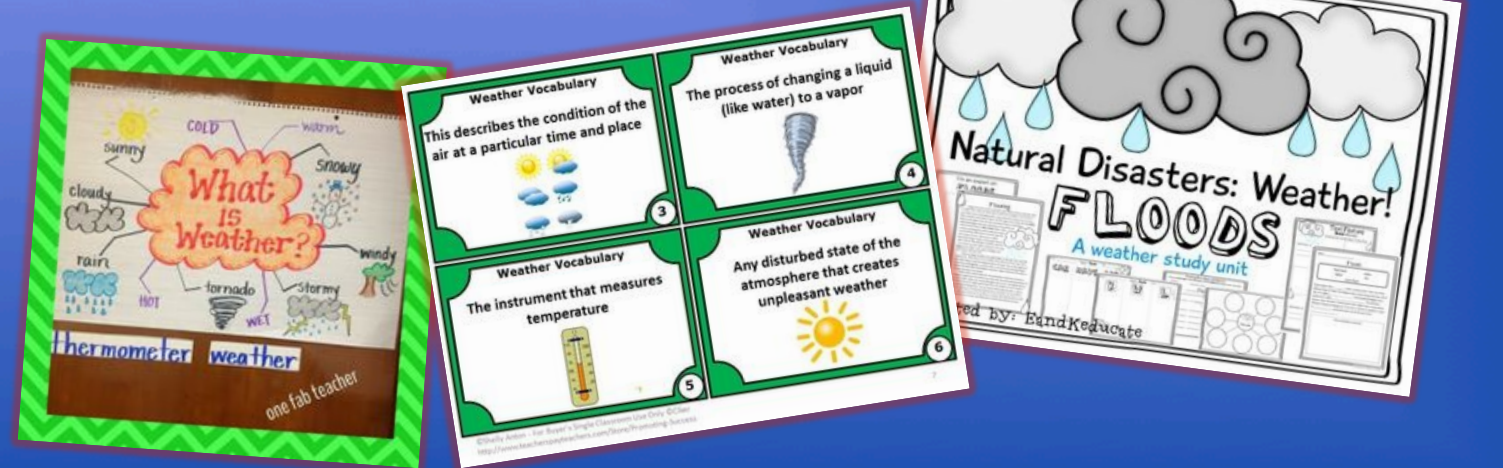
OUR MISSION

- Help Make Communities “Storm Ready”
- Teach Students About Severe Weather, Earthquakes and Wildfires
- Encourage Volunteerism
- Broaden Community Outreach



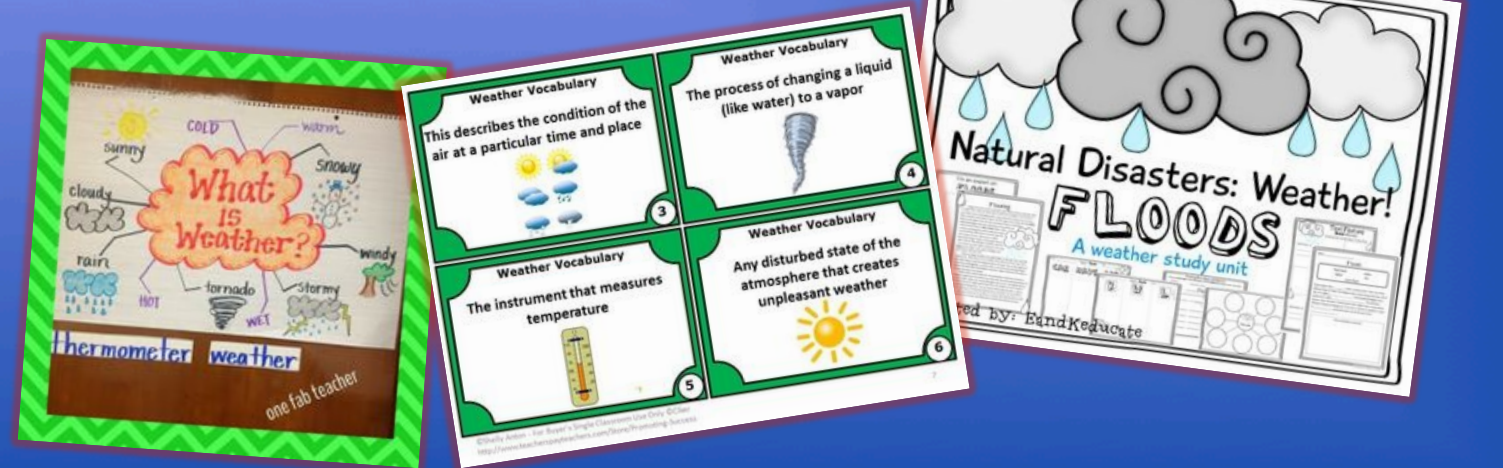
➤ SCIENCE

- Supplementary STEM Curriculum teaching students about the science of severe weather
 - Hurricanes
 - Tornadoes
 - Thunderstorms
 - Floods and Flash Floods
 - Severe Winter Weather
 - Extreme Heat
 - Also Wildfires & Earthquakes



➤ SCIENCE

- Supplementary STEM Curriculum teaching students about the science of severe weather
 - ▶ Authentic Engagement in Real-World Activities
 - ▶ Basic Application of Skills & Concepts
 - ▶ Strategic Thinking and Complex Reasoning
 - ▶ Information Acquisition and Communication



➤ SOCIAL STUDIES

- How Emergency Management Agencies Work
 - Within Federal, State and Local Government
 - Within Our Communities
 - Within Volunteer Organizations
- Exposure to Various Career Opportunities



➤ PROMOTING EMERGENCY PREPAREDNESS

➤ At Home

- Disaster Survival Kit
- Family Communication Plan
- Mitigation Procedures
- Shelters & Evac Routes



Ready **FEMA** **Family Communication Plan**

Emergencies can happen at any time. Do you know how to get in touch with your family if you are not together?

Let them know you're OK!
Pick the same person for each family member to contact. It might be easier to reach someone who's out of town.

Text, don't talk!
Unless you are in immediate danger, send a text. Texts often have an easier time getting through during emergencies, and you don't want to tie up phone lines needed by emergency responders (like 911).

Know the Numbers!

Home: _____	Adult: _____
Parent: _____	Home: _____
Cell: _____	Cell: _____
Work: _____	Neighbor: _____
Parent: _____	Home: _____
Cell: _____	Cell: _____
Work: _____	Neighbor: _____
My cell: _____	Cell: _____
Sibling: _____	Out of state friend/relative: _____
Cell: _____	Home: _____
Sibling: _____	Cell: _____
Cell: _____	

Memorize your home and parents' cell phone numbers!

Cut this out and keep it somewhere safe like your backpack, school notebook, or wallet. Or input these numbers into your cell phone if you have one.

BE A HERO! <http://www.ready.gov/kids>

➤ PROMOTING EMERGENCY PREPAREDNESS

➤ At School

- Severe Weather Preparedness & Role Playing Exercise
- Student Outreach
 - Weather Rangers
 - Inform and educate fellow students about preparedness and volunteerism



➤ PROMOTING EMERGENCY PREPAREDNESS

➤ In the Community

➤ Community Involvement

- Emergency Preparedness Organizations
- Volunteer Organizations



➤ PROMOTING EMERGENCY PREPAREDNESS

➤ In the Community

- Interactive Exercises with Emergency Management Agencies
- Simulation Participation at the Emergency Operations Center
 - Plan Responses to Major Weather Events
 - Recovery Following an Event




FOR MORE INFORMATION ABOUT



STORMzone

The logo consists of the word "STORM" in a bold, sans-serif font and "zone" in a bold, italicized sans-serif font. The text is white and set against a dark blue rectangular background. The background features a stylized globe with a lightning bolt striking it. The entire logo is reflected below it.

Contact: Bay Proby, Program Director
Phone: (305) 613-4668
Email: bp@stormzone.us



Decorative white lines consisting of several parallel diagonal strokes in the bottom right corner of the slide.